




When every second counts...

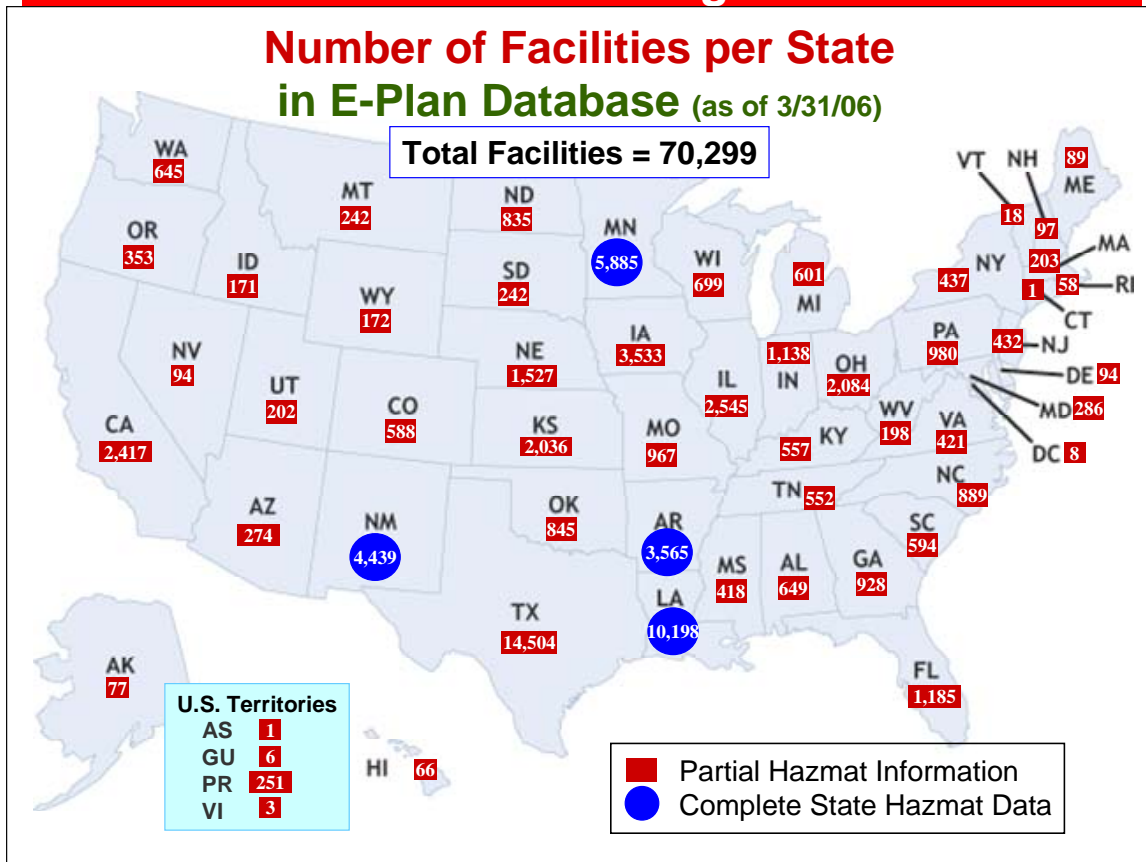
Website: <http://csepi.utdallas.edu/>

## Hello, E-Plan Users and friends,

This is your April, 2006 Newsletter to update you on E-Plan events and news across the country.



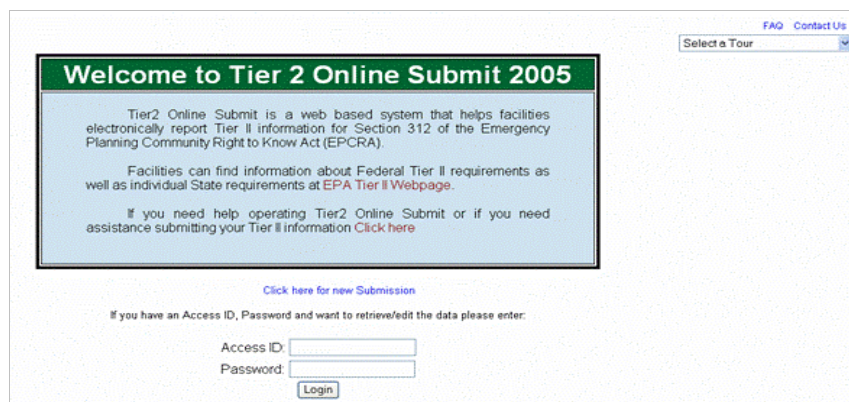
## E-Plan has nationwide coverage in all 50 States.



## Tier2 Online Submit Should be Online in April!

E-Plan is offering managers with responsibility for filing Tier II Reports an online system that simplifies the process for creating the Tier II submission files. Since the system is online, there is no software to download or install! The user goes to the secure web site on E-Plan, enters their company Tier II data in a secure location that is ID and password protected. The user then creates a set of Tier II zip files that can be written to CDs or printed in hard copy and filed with the appropriate state agency.

You can get started by going to <http://erplan.net/>. This is the E-Plan website. There may be two security alerts to get there. Say OK to the first one and Yes to the second one. The E-Plan home page will appear. Ignore the login. Click on the third line in the left-hand blue side bar, which is **Tier2 Online BETA**. You may see another Security Alert. If so, click Yes. You have arrived at the Tier2 Online Welcome screen.



On the upper right is an FAQ link. You should review this question and answer area, since some of the answers contain tours that will help you navigate through Tier2 Online. The tours, which operate somewhat like a VCR, show you how the system works.

**IMPORTANT:** On the upper right of the screen, you will find the “Contact Us” link. Please use it to report any problems or to ask questions. We will answer your inquiry as soon as possible.

If this is your first time to use the system, click on the ‘Click here for a new Submission’. If you’ve been here before and want to review or revise your data, enter your Access ID (which you have previously recorded, somewhere) and password and the system will connect to your previously entered data.

First time users will select a Password, enter their name and e-mail address and then start the data entry process. Data is entered for **emergency contact personnel, facilities, and chemicals** in those facilities. Data can be added, edited, or deleted later by returning and using the Access ID and Password.

After entering your Tier II data, you can create the files you need to send to your state. Note that Tier2 Online does NOT make the filing for you with the state **at this time**. If we have enough interest, we may add online state filing at a later date. For now, you must create the files and then send them to the state by an appropriate means to meet the statutory filing requirement of your state.

**IMPORTANT:** On completing your first data entry you are assigned an Access ID. You must enter this Access ID and the password you chose to access your data records. Please write down your Access ID number. You will need it each time you access your data.

Note that the data you enter in this database is available to First Responders via the E-Plan system. Please keep the data current so that First Responders will have the correct information when they need it.

Good luck and use the “Contact Us” button on the web site with your questions or comments.

## **Did you know — that hospital MRI (Magnetic Resonance Imaging) units have a large amount of Helium on site and it can asphyxiate you!**

If this firefighter was surprised at the amount of helium used in an MRI unit, it might be worth spreading the word.

### Event Description

Our engine was dispatched to an AFA at the local hospital. Just prior to arrival, we received an update of smoke coming from the MRI building. On arrival, we found a technician who told us he was prepping the building for removal. All MRI equipment was still in place. He had powered up the equipment when smoke began to come from an electrical unit. He immediately turned off the power and dumped the charge to the MRI magnet. We found no smoke, but there was steam coming from a vent on the exterior of the MRI exam area. He informed us that the steam was from helium used to cool the magnet. We opened the door to check the exam room and noticed that the whole room was shimmering like a mirage. We realized that there was a helium leak in the room. I told my driver to close the exam room door and had the entire crew exit the building, ~1200 sq. ft. My voice had that squeaky helium pitch to it. We re-entered with SCBA and a 4-gas monitor to ventilate and check O2 levels. The oxygen level just inside the door was 14%. A few steps into that atmosphere could have caused asphyxia. Inside we found that the vent pipe had come loose allowing the helium to fill the room we nearly entered.

### Lessons Learned

We were unaware that a significant amount of helium was used in the MRI process, 220 liter storage. A thorough inspection of the helium system would have noted the shortcomings in this system. It was a good reminder to pay attention to things that don't look right, and back away.

Source: <http://www.firefighternearmiss.com/Query.htm#>

## **E-Plan Online Training and Registration**

To register for E-Plan and/or take the E-Plan online training, go to the E-Plan homepage at <http://erplan.net> and click on the “E-Plan Training & Registration”.



- *To become an authorized E-Plan user, just follow the prompts to fill out the online “Account Request” and “New User Information” forms.*
- *You can take the online E-Plan training from this web page. Online training will take an hour or less.*

### ◆ Accident Scenarios in Training Module



There are two Accident Scenarios in the Online Training module, based on real incidents. You can compare your response actions to these two accidents on E-Plan. By comparing your response actions to the actual response actions, you can sharpen your response skills and learn more about how to use E-Plan.



## Did you know – What the 5 Most FAQ's are about the NIMS System?

WASHINGTON – NIMS ALERT – The National Incident Management System (NIMS) Integration Center's five most frequently asked questions (FAQ's), which are posed primarily via e-mail, focus on required NIMS training, lost or delayed NIMS/ICS training certificates, and NIMCAST temporary passwords.

### 1. Who has to take NIMS and ICS training?

All federal, state, local, tribal, private sector and non-governmental personnel with a direct role in emergency management and response must be NIMS and ICS trained. This includes all emergency services related disciplines such as EMS, hospitals, public health, fire service, law enforcement, public works/utilities, skilled support personnel, and other emergency management response, support and volunteer personnel, as follows:

#### Entry Level

- FEMA IS-700: NIMS, An Introduction
- ICS-100: Introduction to ICS or equivalent

#### First Line, Single Resource, Field Supervisors

- IS-700, ICS-100 and ICS-200: Basic ICS or its equivalent

#### Middle Management: Strike Team Leaders, Division Supervisors, EOC Staff, etc.

- IS-700, IS-800 NRP, ICS-100, ICS-200 and in FY07, ICS-300

#### Command and General Staff; Area, Emergency and EOC Managers

- IS-700, IS-800, ICS-100, ICS-200 and in FY07, ICS-300 and ICS-400

### 2. What about elected officials?

The NIMS Integration Center strongly recommends that all elected official who will be interacting with multiple jurisdictions and agencies during an emergency incident at the minimum, complete IS-700: NIMS, An Introduction and ICS-100: Introduction to ICS. These courses provide a basic understanding of the National Incident Management System and the Incident Command System. Everyone directly involved in managing an emergency should understand the command reporting structures, common terminology and roles and responsibilities inherent in a response operation.

### 3. What training do I need to be an ICS instructor?

All lead ICS instructors should have training and experience in adult education and have served as Incident Commander or in a command staff or general staff position. Specific requirements for ICS-100 through ICS-400 are as follows:

- **ICS-100 Lead and Unit Instructors** should have successfully completed ICS-100, ICS-200 and IS-700.
- **ICS-200 Lead Instructor** should have successfully completed ICS-300. Unit Instructors should have successfully completed ICS-200.
- **ICS-300 Lead Instructor** should have successfully completed ICS-400, have served as served as Incident Commander or in a command staff or general staff position in an incident that went beyond one operational period or required a written Incident Action Plan (IAP). Unit Instructors should have successfully completed ICS-300, have served as served as Incident Commander or in a command staff or general staff position; or, have specialized knowledge and experience appropriate for the audience, such as public health or public works.
- **ICS-400 Instructors** should have successfully completed ICS-400 and IS-800 National Response Plan. Lead Instructor should have served as served as Incident Commander or



in a command staff or general staff position in an incident that required multi-agency coordination and went beyond one operational period or required a written IAP. Unit Instructors must have served as Incident Commander or in a command staff or general staff position in an incident that went beyond one operational period or required a written IAP; or, have specialized knowledge and experience for the audience, such as public health or public works.

An instructor's qualifications must be verified by the agency sponsoring the training.

#### **4. I still have not received my IS-700 training certificate. Who can I call?**

Contact the Emergency Management Institute's Independent Study Office at 301-447-1200.

#### **5. I've tried logging on NIMCAST and my password doesn't work. What can I do?**

If you have received a temporary password you will need to log into your account within 24 hours and change your password. If it has been more than 24 hours since you received your password, you can have a new password e-mailed to you by clicking on the "Generate a new temporary password" option on the NIMCAST login page. Remember, new passwords must be at least eight characters long and must contain at least one of each of the following: lower case character (a-z); upper case character (A-Z); special character (!, @, #, \$, %, etc.); and a digit (0-9). Be sure to input your password exactly, it is case sensitive.

For more information or other questions, contact: NIMS Integration Center,  
NIMS-Integration-Center@dhs.gov  
Phone: 202-646-3850  
Website: [www.fema.gov/nims](http://www.fema.gov/nims)

## **E-Plan Statistics and Outreach**

### **E-PLAN STATISTICS - as of March 31, 2006**

- ❖ Number of Facilities: **70,299**
- ❖ Number of Unique Chemicals: **21,057**
- ❖ Number of Registered Users: **1,203**

### **E-PLAN PRESENTATIONS LAST MONTH**

- Humble, TX (Atascocita Fire Department and area) - March 1, 2006
- City of Fort Worth, TX - March 6, 2006
- Pasadena, TX LEPC March 9, 2006
- New Mexico EM & Homeland Security, March 24, 2006
- EPA Region 6 Management Update –March 24, 2006

### **E-PLAN TRAINING LAST MONTH**

- Fort Worth, TX on March 6, 2006

### **E-PLAN PRESENTATIONS SCHEDULED**

- Corsicana, TX (and surrounding counties) - April 12
- New York State SERC – mid April
- Weatherford, TX - May 11
- Pasadena, TX (Southeast Region LEPC - 5 cities) - May 22

### **E-PLAN TRAINING SCHEDULED**

- Pasadena, TX
- Corsicana, TX
- New York SERC, Albany, NY

## Forgot your E-Plan Account Password?



If you have an E-Plan account and forgot your password, contact us

*by email: [jenny.wall@utdallas.edu](mailto:jenny.wall@utdallas.edu)*

*or*

*call us at 972-883-2631*

We will provide you your current password.

## And, now for a bit of humor!

### FOLKS IN HEAVEN by J. Taylor Ludwig

I was shocked, confused, bewildered  
as I entered Heaven's door,  
not by the beauty of it all,  
not by the lights or decor.

But it was the folks in Heaven  
who made me sputter and gasp--  
the thieves, the liars, the sinners,  
the alcoholics, the trash.

There stood the kid from seventh grade  
who swiped my lunch money twice.  
Next to him was my old neighbor  
who never said anything nice.

Uncle Bill, who I always thought  
was rotting away in hell,  
was sitting pretty on cloud nine,  
looking incredibly well.

I nudged Jesus, "What's the deal?  
I would love to hear Your take.  
How'd all these sinners get up here?  
God must've made a mistake.

And why's everyone so quiet,  
so somber? Give me a clue."  
"Hush, child," said He. "They're all in shock.  
No one thought they'd see you."

## Contact Us ...



### Send your comments and questions and suggestions to:

- **By e-mail:** [jenny.wall@utdallas.edu](mailto:jenny.wall@utdallas.edu)
- **By phone:** 972-883-2631
- **By Fax:** 972-883-4441
- **By mail:** University of Texas at Dallas  
CyberSecurity & Emergency Preparedness Institute  
Attn: E-Plan  
P.O. Box 830688 WT-11  
Richardson, TX 75083-0688

Read more from previous issues of the E-Plan Newsletter at  
[http://csepi.utdallas.edu/epc\\_center.htm](http://csepi.utdallas.edu/epc_center.htm)



**Remember our troops fighting for  
our safety and security!**

